

pro-xi[®] 100

Workstation Integrator Cabling Guide

pro-xi 100 · Cabling Guide

- Ross Part Number: **PRO100DR-008-02**
- Release Date: May 8, 2019.

The information contained in this manual is subject to change without notice or obligation.

Copyright

©2019 Ross Video Limited, Ross®, and any related marks are trademarks or registered trademarks of Ross Video Limited. All other trademarks are the property of their respective companies. PATENTS ISSUED and PENDING. All rights reserved. No part of this publication may be reproduced, stored in a retrieval system, or transmitted in any form or by any means, mechanical, photocopying, recording or otherwise, without the prior written permission of Ross Video. While every precaution has been taken in the preparation of this document, Ross Video assumes no responsibility for errors or omissions. Neither is any liability assumed for damages resulting from the use of the information contained herein.

Trademark Information

pro-xi® is a registered trademarks of Ross Video or its affiliates in the United States and other countries.

All other trademarks and service-marks are the property of their respective owners.

The various backgrounds, icons, logos, wallpaper and other associated trade dress displayed in the screen-shots are the property of their respective owners.

Patents

Patent numbers US 7,034,886; US 7,353,458; US 7,496,846 B2; US 7,508,455; US 7,602,446; US 7,770,131; US 7,779,361; US 7,802,802 B2; US 7,834,886; US 7,914,332; US 8,307,284; US 8,407,374 B2; US 8,499,019 B2; US 8,519,949 B2; US 8,743,292 B2; GB 2,419,119 B; GB 2,447,380 B; JP 4891782; and other patents pending.

Limited Rights

The software described in this document is “commercial computer software” provided with restricted rights (except for the included open/free source) as specified in the FAR 52.227-19 and/or the DFAR 227.7202, or successive sections. Use beyond license provisions is a violation of worldwide intellectual property laws, treaties and conventions. This document is provided with limited rights as defined in 52.227-14.

The electronic (software) version of this document was developed at private expense; if acquired under an agreement with the USA government or any contractor thereto, it is acquired as “commercial computer software” subject to the provisions of its applicable license agreement, as specified in (a) 48 CFR 12.212 of the FAR; or, if acquired for Department of Defense units, (b) 48 CFR 227-7202 of the DoD FAR Supplement; or sections succeeding thereto. Contractor/manufacturer is Ross Video 8 John Street, Iroquois, Ontario, Canada, K0E 1K0.

Disclaimer

Information in this document is provided in connection with Ross Video products. No license, express or implied, by estoppel or otherwise, to any intellectual property rights is granted by this document. Except as provided in Ross Video Terms and Conditions of Sale for such products, Ross Video assumes no liability whatsoever, and Ross Video disclaims any express or implied warranty, relating to sale and/or use of Ross Video products including liability or warranties relating to fitness for a particular purpose, merchantability, or infringement of any patent, copyright or other intellectual property right.

Ross Video products are not designed, intended or authorized for use in any medical, life saving, or life sustaining applications or for any other application in which the failure of the Ross Video product could create a situation where personal injury or death may occur.

Ross Video may make changes to specifications and product descriptions at any time, without notice.

Although every effort has been made to ensure that the information in this document is correct and complete, Ross Video or its affiliates shall not be held liable for any errors, inaccuracies, or omissions found in this manual.

Notice

The material in this manual is furnished for informational use only. It is subject to change without notice and should not be construed as commitment by Ross Video Limited. Ross Video Limited assumes no responsibility or liability for errors or inaccuracies that may appear in this manual.

Safety Notices

Refer to the “**Important Regulatory and Safety Notices**” document that accompanied your product.

Statement of Compliance

This product has been determined to be compliant with the applicable standards, regulations, and directives for the countries where the product is marketed.

Compliance documentation, such as certification or Declaration of Compliance for the product is available upon request by contacting techsupport@rossvideo.com. Please include the product; model number identifiers and serial number and country that compliance information is needed in request.

EMC Notices

United States of America - FCC Part 15

This equipment has been tested and found to comply with the limits for a class A Digital device, pursuant to part 15 of the FCC Rules.

These limits are designed to provide reasonable protection against harmful interference when the equipment is operated in a Commercial environment. This equipment generates, uses, and can radiate radio frequency energy and, if not installed and used in accordance with the instruction manual, may cause harmful interference to radio communications. Operation of this equipment in a residential area is likely to cause harmful interference in which case the user will be required to correct the interference at his own expense.



Notice — *Changes or modifications to this equipment not expressly approved by Ross Video Ltd. could void the user's authority to operate this equipment.*

Canada

This Class A device complies with Canadian ICES-003 and part 15 of the FCC Rules.

Cet appareil numérique de la classe “A” est conforme a la norme NMB-003 du Canada.

European Union

This equipment is in compliance with the essential requirements and other relevant provisions established under regulation (EC) No 765/2008 and Decision No 768/2008/EC referred to as the “New Legislative Framework”.



Warning — *This equipment is compliant with Class A of CISPR 32. In a residential environment this equipment may cause radio interference.*

International

This equipment has been tested under the requirements of CISPR 22:2008 or CISPR 32:2015 and found to comply with the limits for a Class A Digital device.

Notice — *This is a Class A product. In domestic environments, this product may cause radio interference, in which case the user may have to take adequate measures.*

Emissions Certifications

EN 55022:2010

FCC Part 15, Class A

ICES-003, Issue 5

AS/NZS CISPR 22:2009

Immunity Certifications

EN 55024:2010

EN 61000-3-2:2006 + A1:2009 + A2:2009

EN 61000-3-3:2008

Safety Certifications

IEC 60950-1:2005(Second Edition) +

AM 1:2009 + AM 2:2013

EN 60950-1:2006/A11:2009/A1:2010

CE Certifications

EMC Directive 2004/108/EEC

Low Voltage Directive 2006/95/EC

FCC Certifications

Part 15 of the FCC Rules

USA Notification

WARNING: Changes or modifications to this unit not expressly approved by the party responsible for compliance could void the user's authority to operate the equipment.

NOTE: This equipment has been tested and found to comply with the limits for a Class A digital device, pursuant to Part 15 of the FCC Rules. These limits are designed to provide reasonable protection against harmful interference when the equipment is operated in a commercial environment. This equipment generates, uses and can radiate radio frequency energy and, if not installed and used in accordance with the instruction manual, may cause harmful interference to radio communications. Operation of this equipment in a residential area is likely to cause harmful interference in which case the user will be required to correct the interference at their own expense.

Maintenance/User Serviceable Parts

Routine maintenance to this Ross product is not required. This product contains no user serviceable parts. If the module does not appear to be working properly, please contact Technical Support using the numbers listed under the section “**Contacting Technical Support**” on page 12. This product is covered by a generous 1-year warranty and will be repaired without charge for materials or labor within this period. See the section “**Warranty and Repair Policy**” on page 123 for details.

Environmental Information

The equipment may contain hazardous substances that could impact health and the environment.

To avoid the potential release of those substances into the environment and to diminish the need for the extraction of natural resources, Ross Video encourages you to use the appropriate take-back systems. These systems will reuse or recycle most of the materials from your end-of-life equipment in an environmentally friendly and health conscious manner.

The crossed-out wheeled bin symbol invites you to use these systems.



If you need more information on the collection, reuse, and recycling systems, please contact your local or regional waste administration. You can also contact Ross Video for more information on the environmental performances of our products.

Cabling the pro-xi 100

This guide provides interconnect diagrams and examples of how to cable single-head and dual-head setups.

Before You Begin

Keep the following in mind when cabling your system:

- If the connected computer systems output a VGA video signal, a VGA-to-DVI-I adapter is required.
- If the connected computer system outputs an HDMI video signal, an HDMI-to-DVI-D adapter is required.
- If the pro-xi 100 outputs are connected to HDMI monitors or KVM TX units that utilize HDMI, then the appropriate cable or adapter is required.

Direct Keyboard and Mouse

Figure 1 illustrates an operator station with a direct keyboard and mouse connection to the pro-xi 100 system.

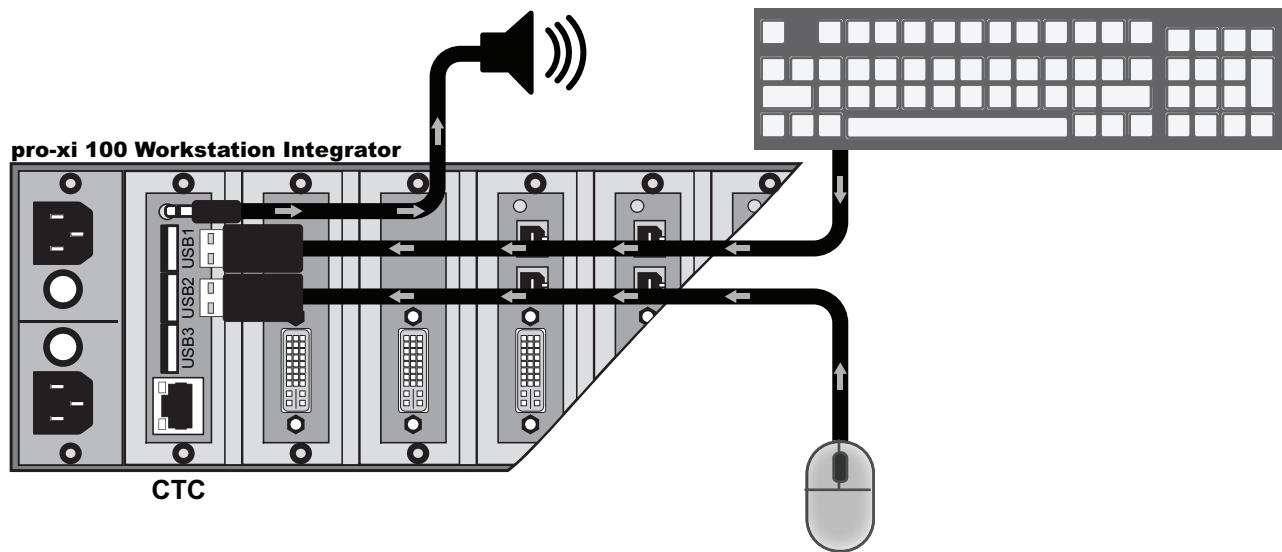


Figure 1 Operator Station — Direct Keyboard and Mouse

Single-Head Direct Monitor

Figure 2 illustrates an operator station with a direct monitor connection to the pro-xi 100 system.

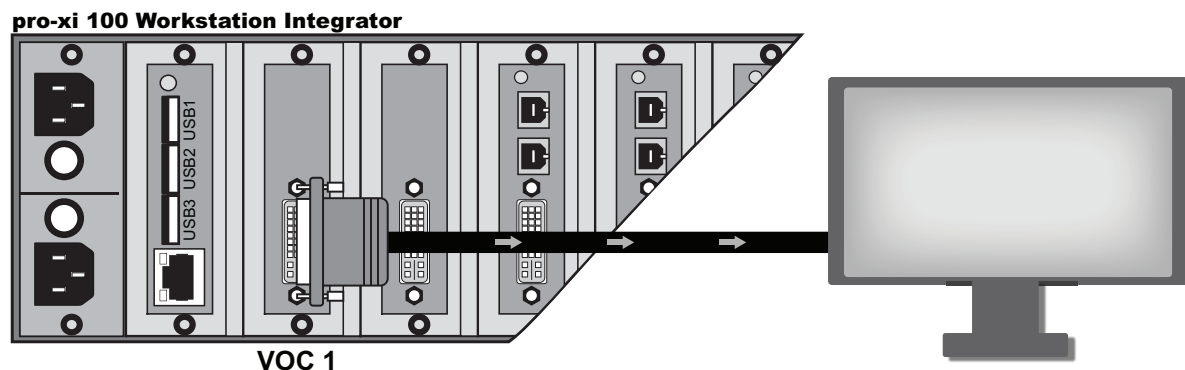


Figure 2 Operator Station — Single-Head Direct Monitor

Dual-Head Direct Monitor

Figure 3 illustrates an operator dual-head station with a direct connections to the pro-xi 100 system.

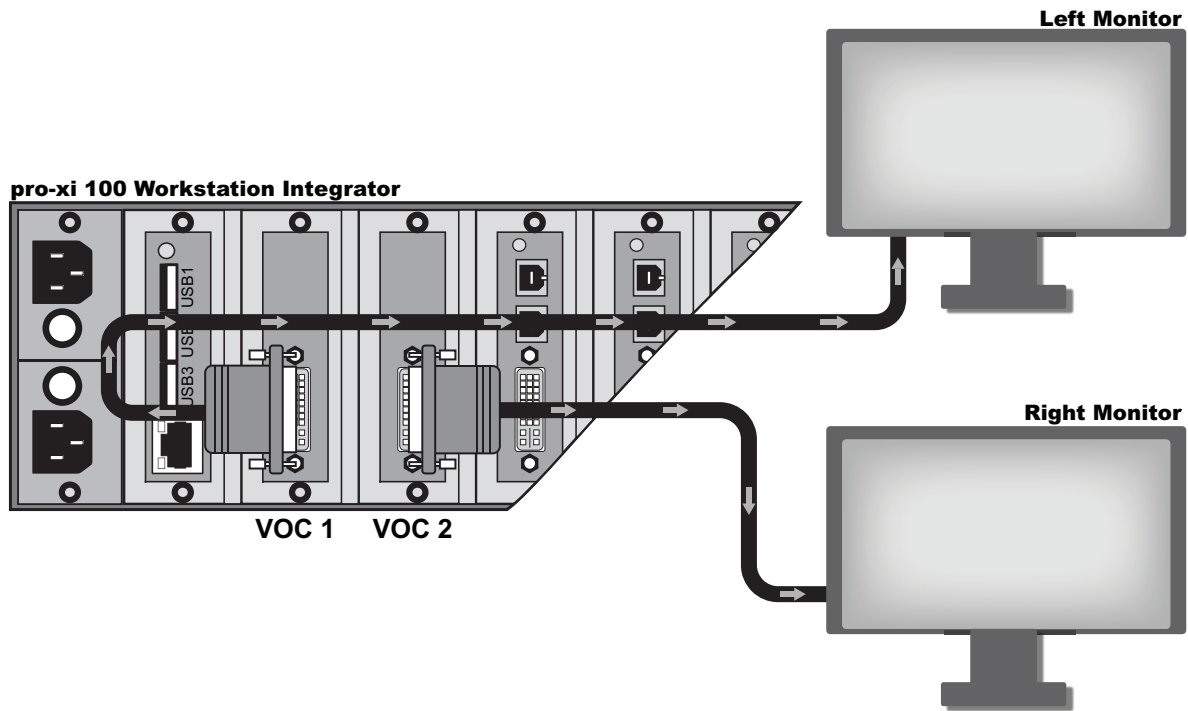


Figure 3 Operator Station — Dual-Head Monitors

Single Output (Single-Head) Direct Keyboard, Video, and Mouse

Figure 4 illustrates the cabling required to connect a computer system to the pro-xi 100 system.

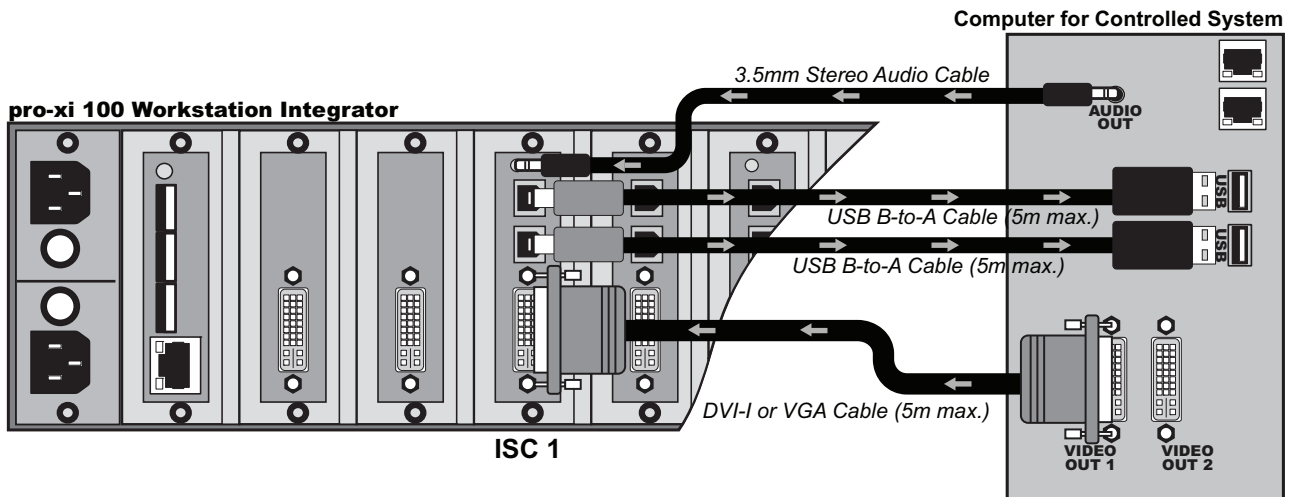


Figure 4 Single Output, Single-Head Connections

Dual Output (Dual-Head) Direct Keyboard, Video, and Mouse

Figure 5 illustrates the cabling required to connect a computer system to the pro-xi 100 system.

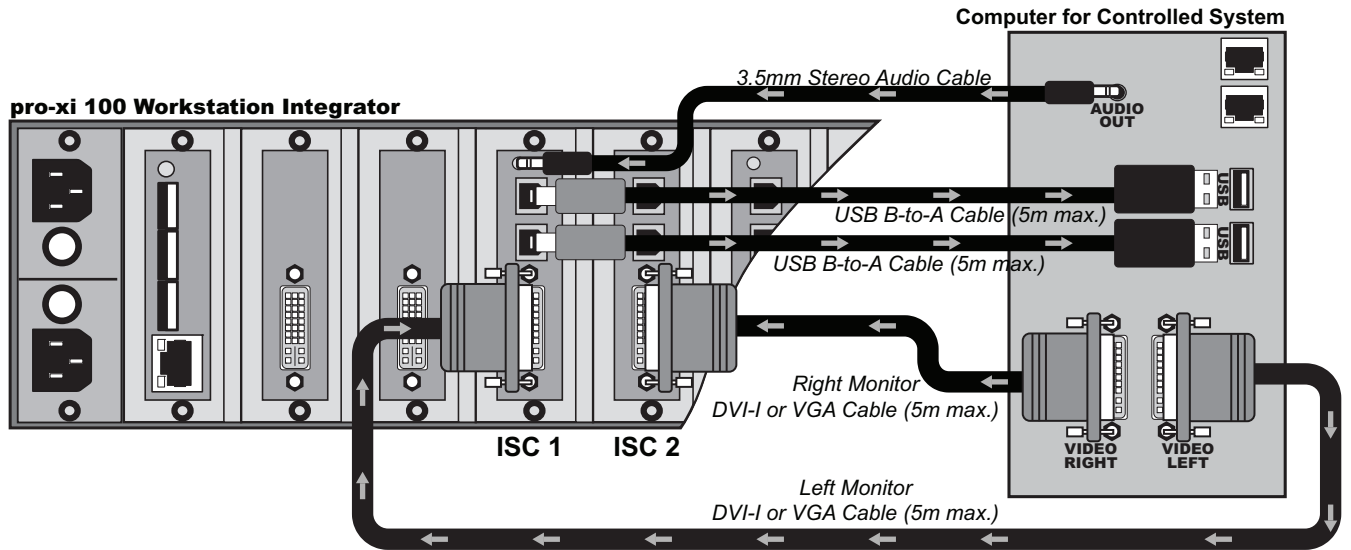


Figure 5 Dual Output, Dual-Head Connections

Interconnect, Single-Head Operator Station KVM Extender

Figure 6 illustrates a single-head operator station with the pro-xi 100 system and KVM Extenders.

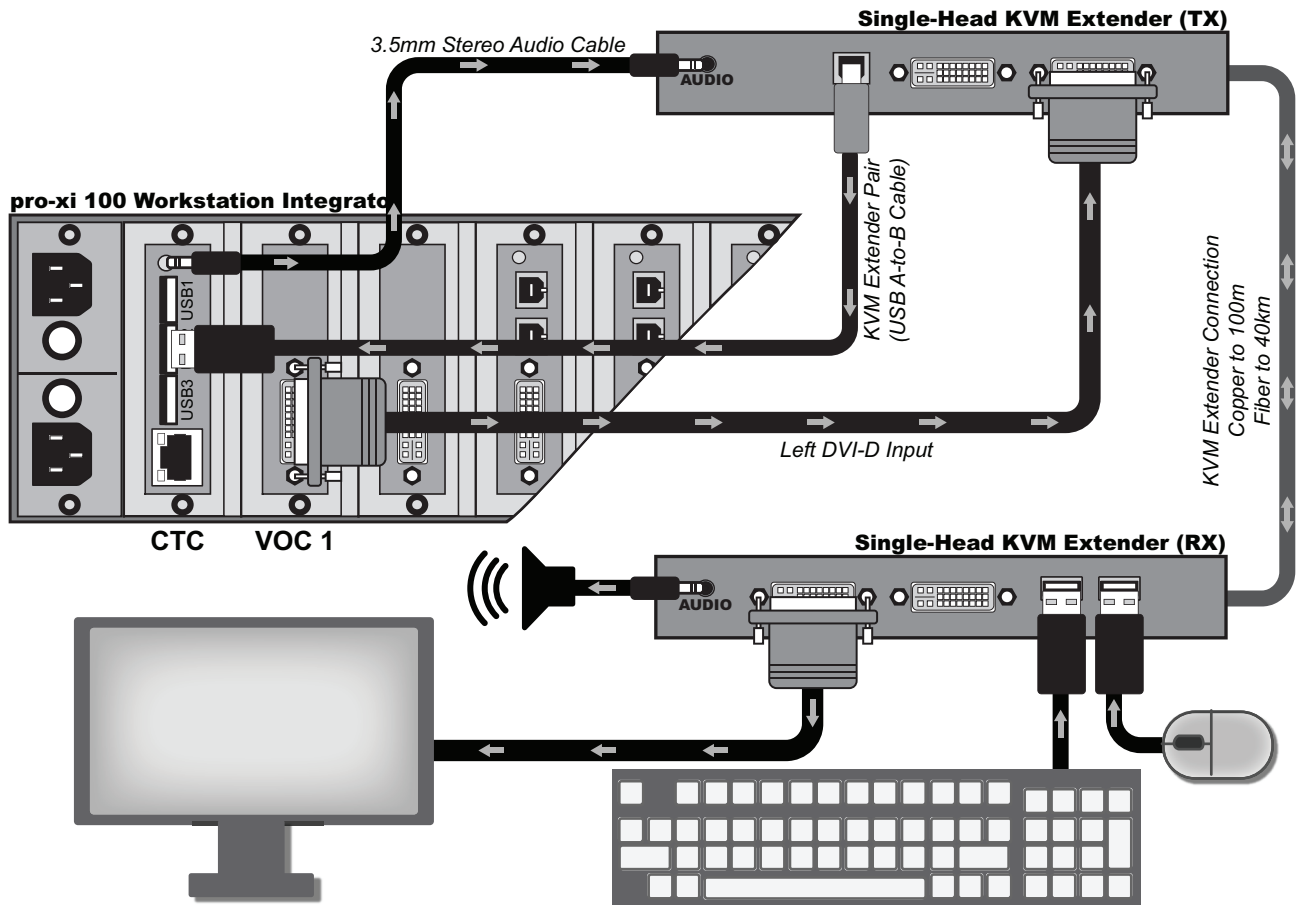


Figure 6 Operator Station — Single-Head with KVM Extender

Interconnect, Dual-Head Operator Station KVM Extender

Figure 7 illustrates a dual-head operator station with the pro-xi 100 system and two KVM Extenders.

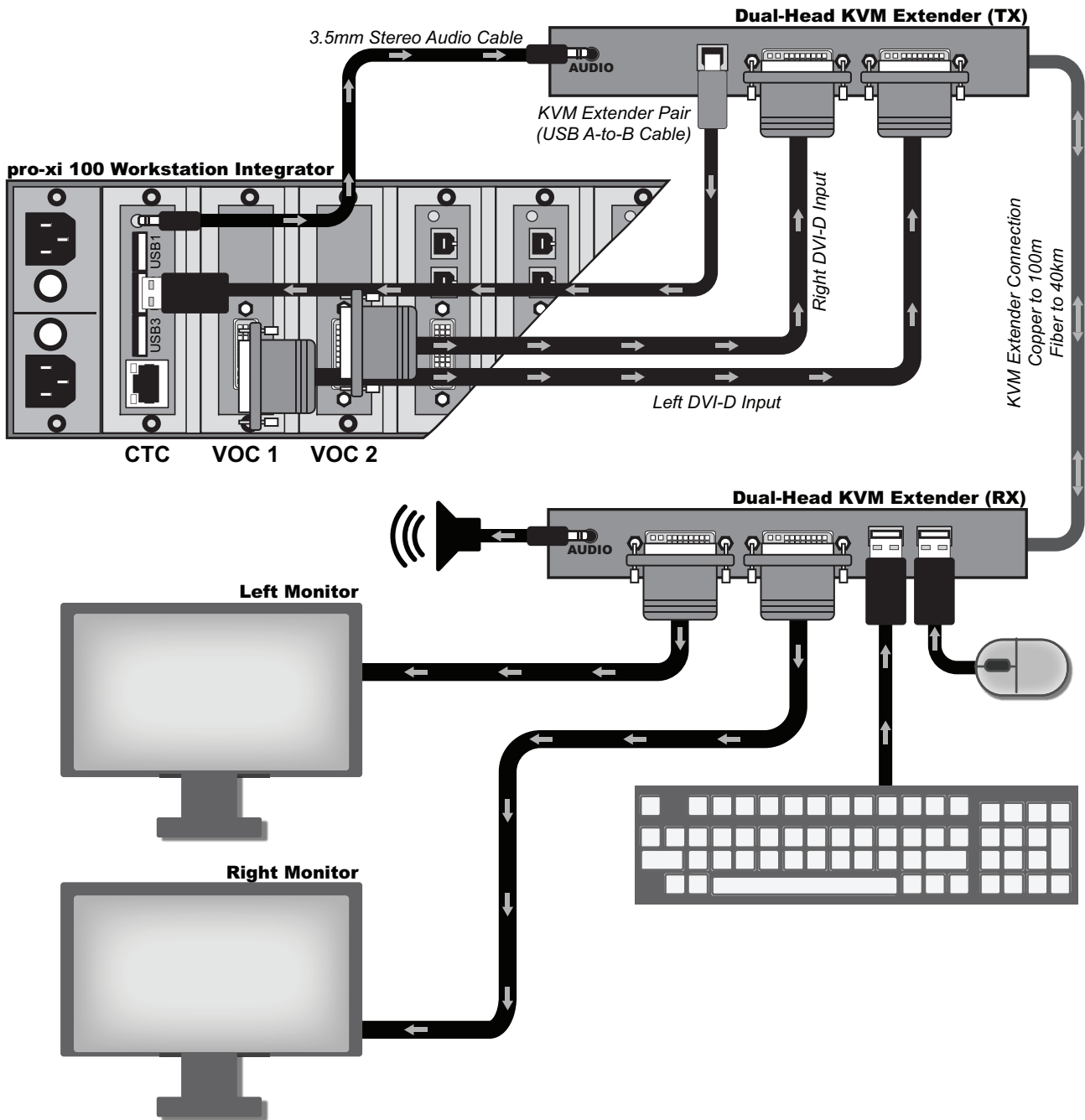


Figure 7 Operator Station — Dual-Head with KVM Extender

Single Video (Single-Head) KVM Extender

Figure 8 illustrates a single video operator station with the pro-xi 100 system and two KVM Extenders.

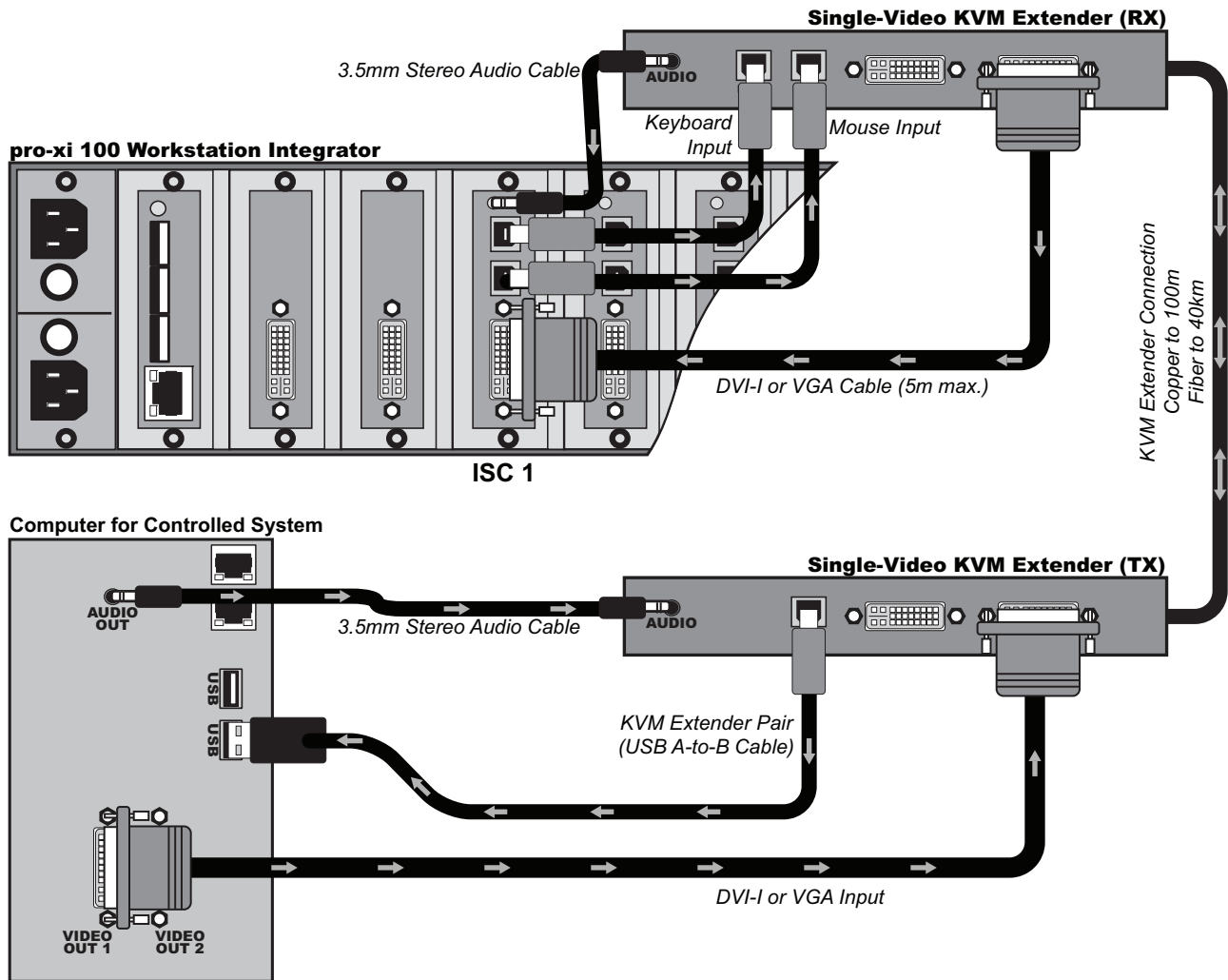


Figure 8 Operator Station — Single Output (Single-Head) with KVM Extenders

Dual Output (Dual-Head) Using Single-Head KVM Extenders

Figure 9 illustrates a dual video output station with the pro-xi 100 system and two KVM Extenders.

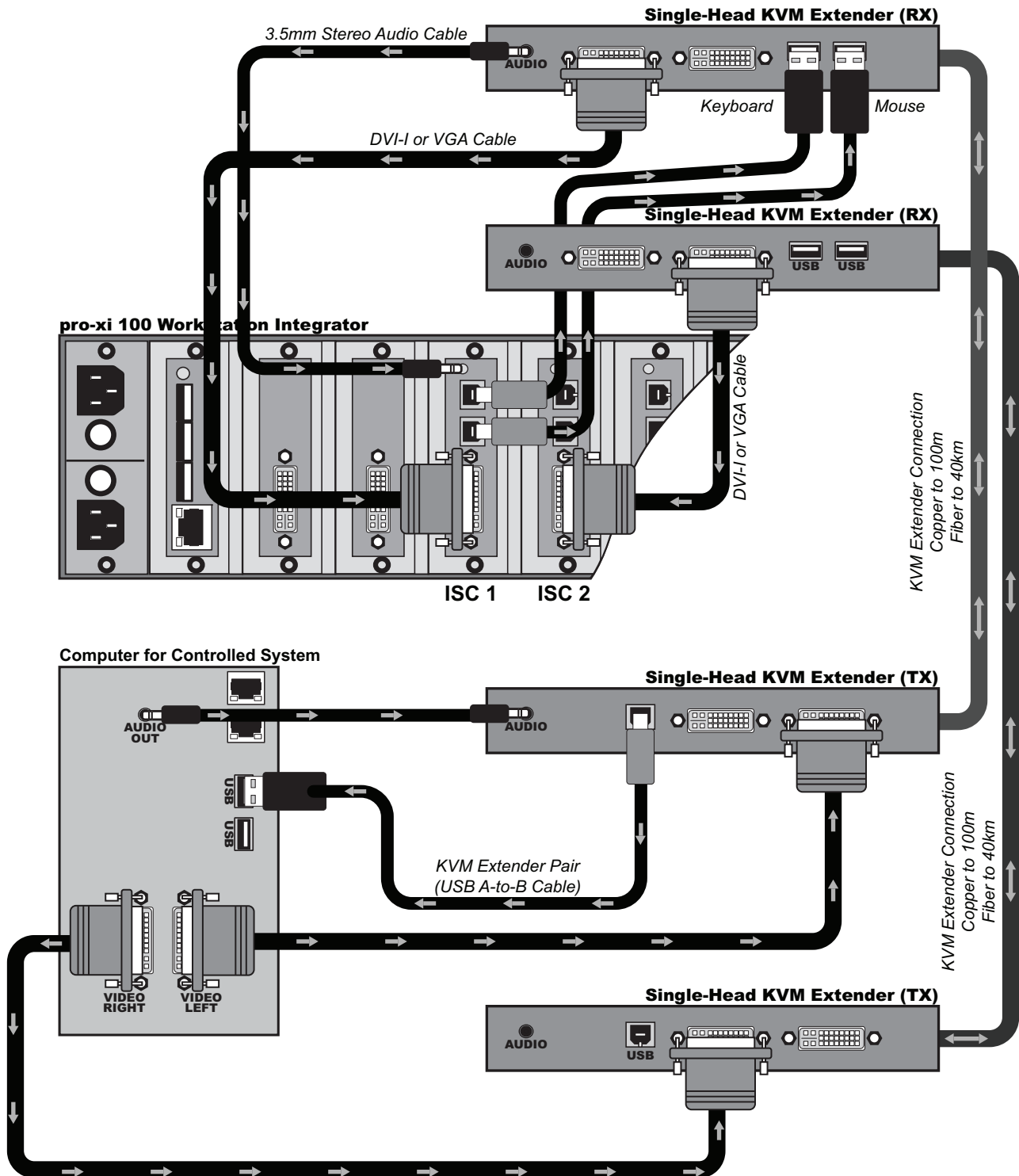


Figure 9 ISC Interconnect — Dual Output (Dual-Head) with Single-Head KVM Extenders (2 Pairs)

Dual Output (Dual-Head) Using Dual-Head KVM Extenders

Figure 10 illustrates a dual video output station with the pro-xi 100 system and two dual-head KVM Extenders.

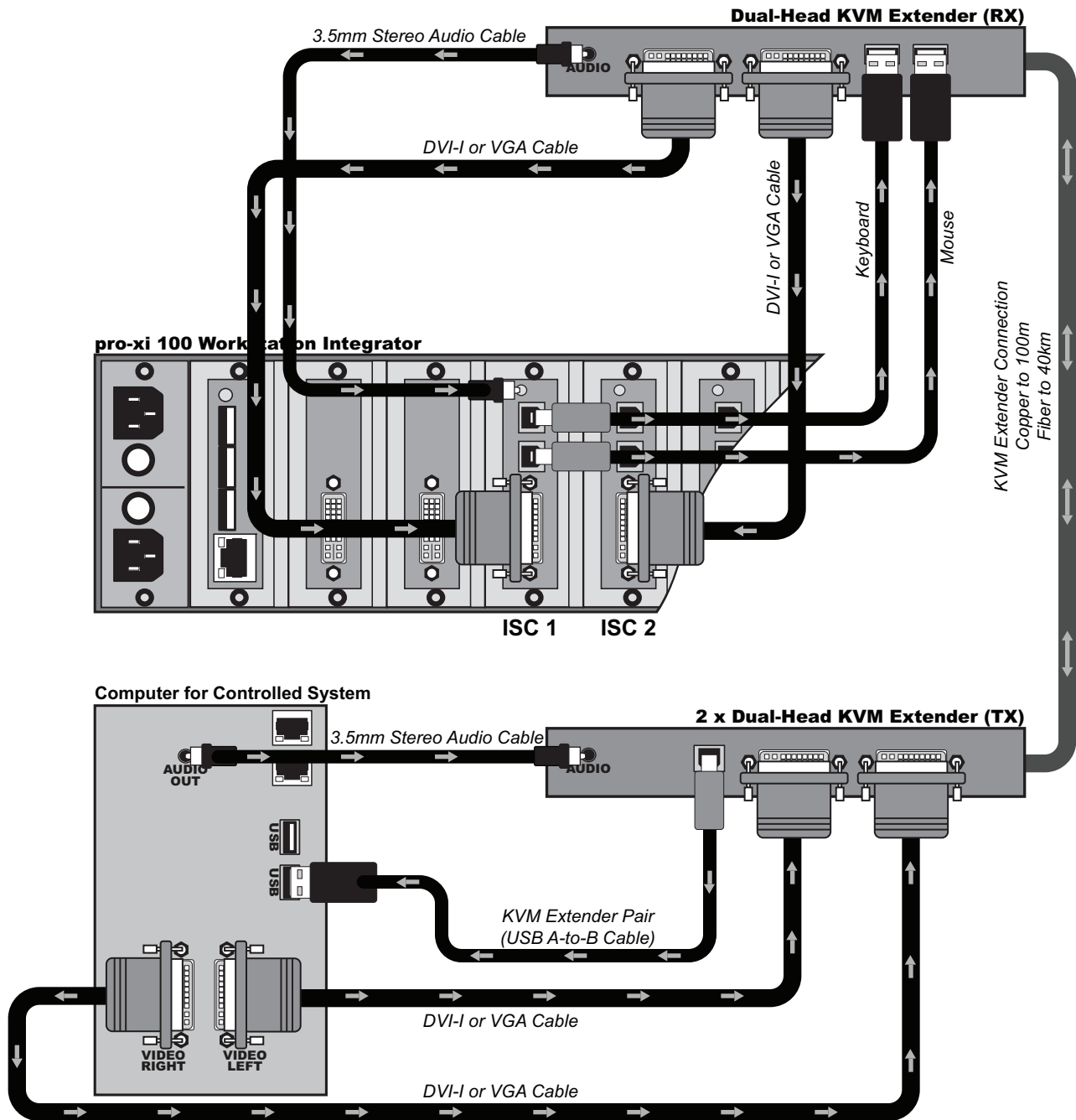


Figure 10 ISC Interconnect — Dual Output (Dual-Head) with Dual-Head KVM Extenders (1 Pair)

Contact Us

At Ross Video, we take pride in the quality of our products, but if problems occur, help is as close as the nearest telephone.

Our 24-hour Hot Line service ensures you have access to technical expertise around the clock. After-sales service and technical support is provided directly by Ross Video personnel. During business hours (Eastern Time), technical support personnel are available by telephone. After hours and on weekends, a direct emergency technical support phone line is available. If the technical support person who is on call does not answer this line immediately, a voice message can be left and the call will be returned shortly. This team of highly trained staff is available to react to any problem and to do whatever is necessary to ensure customer satisfaction.

- **Technical Support:** (+1) 613-652-4886
- **After Hours Emergency:** (+1) 613-349-0006
- **E-mail:** techsupport@rossvideo.com
- **Website:** <http://www.rossvideo.com>